

Summary Submit Paper Submission Inbox Options

General Settings

Auto Submit ? Submit to Turnitin Immediately on Upload

Grading Settings

Use GradeMark ? Yes, use GradeMark to grade submissions

Grade Display ? Show grades as Percentage (e.g. 89%)

Auto Refresh Grades / Scores ? Yes, automatically refresh originality scores and grades

Submission List ? List students that have not made any submissions

Comments Settings

Comments Remain Editable ? 5 Minutes

Maximum Comment Length ? 1500 Characters

Online help Save Changes

The GradeMark online marking tool is an alternative to Learn's online marking facility.

You may need to manually refresh scores

Shows a full class list with gaps for those who have not submitted yet

Embedding originality checking into online assignments

What is TurnItIn UK?

For some years the university has subscribed to a text-checking service called TurnItIn UK.

The system allows a text document to be compared with a reference database to see whether the text matches any source in the database. It simply identifies matching text in the submitted document, and shows the first possible source of that text. It does not make any judgement as to whether plagiarism has taken place - the matched text may have been correctly cited by the author.

Until now, coursework has been submitted to the TurnItIn system as a bulk upload by the tutor. This is an extra administrative task for the tutor, and may have inhibited the use of the system.

The original method of use is still available, but the preferred method is now to use the TurnItIn Assignment activity which allows students to upload their coursework directly to TurnItIn as part of their normal submission procedure.

Handling extensions

Students with extensions to the submission deadline are put into a group specifically created for the purpose. They submit their coursework to a clone of the original activity, with revised dates.

The Extension assignment is placed in a hidden topic at the end of the module, accessed by a link from a text label which is set to be visible only to members of the 'extensions' group.

In this way markers have full access to the on-time submissions for marking during the period of the extension.

When the marks are pulled back to Learn's Gradebook, there will be two sets (on-time and extensions) which need aggregating into one.

Further support and advice

The institutional administrator of the TurnItIn UK system is Bryan Dawson, in the E-Learning Team in the Teaching Centre (b.r.dawson@lboro.ac.uk), who should be your initial contact for support in using the service.

If you need further support or advice in using Learn, you can:

- Ask your E-Learning Officer
- Look at the online support materials on Learn itself (there are pointers to this from the Staff Room on Learn).

Setting up the TurnItIn assignment

Clearly the students' coursework must be in electronic form for the originality checking to work. Electronic submission of coursework on Learn is achieved by adding a TurnItIn Assignment activity to a module.

There are many tutor options available, but the most common settings are shown opposite.

Be careful when setting up the activity - many options can't be changed once the first student has submitted their coursework (because it wouldn't be fair on the early submitters).

Once they have successfully submitted their coursework, students are emailed the first page as a receipt.

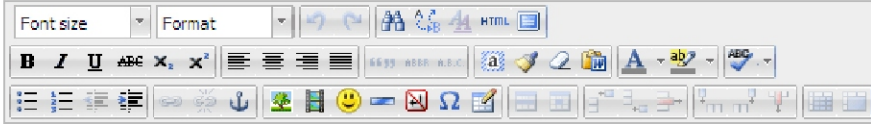
There is an option to use TurnItIn's GradeMark online marking system, which allows the tutor to use a highlighter, make marginal comments, and apply a predefined marking scheme to the student's original file. However the system works equally well using traditional marking methods.

The Originality Report can be viewed online and/or downloaded for use as evidence.

Note that because every TurnItIn assignment is associated with a particular set of students, last year's assignment won't work on this year's edition of Learn. A copy will be rolled over to the new edition, but it is only a placeholder for the new assignment.

General

Turnitin Assignment Name*

Summary* 

This is where you put the task description, the essay titles, or [a link to a document containing the task specification](#)

Path:

Submission Type* Leave set to File Upload

Number of Parts Typically one per assignment, but could be more

Maximum File Size Enough for a complete dissertation

Overall Grade Maximum mark

Anonymous Marking If Yes, student names are concealed until Post Date

Student Originality Reports Do you want students to see Originality reports and scores?

Turnitin Advanced Options

Allow Late Submissions TurnItIn rigidly enforces this deadline

Report Generation Speed

Store Student Papers Set to 'No' for testing, else Institutional

Check against stored student papers



Check against internet

Check against journals, periodicals and publications

This is the text that the students click on to submit their assignment.

Additional submission notes

Dates and Times are set after the activity has been configured

Assignment Part	Start Date	Due Date	Post Date	Max Marks		
Week 5 Lab Report	7/09/11, 12:00	17/05/12, 14:15	24/06/12, 09:00	100		

No assignment can be submitted before the Start date; the Due date is the deadline; the Post date is when the marks are released